

COSMOS

Design by Lievore Altherr Molina.

Reference

2515.

Application

Hanging lamps

Installation type

Surface

Description

Cosmos is a sculptural hanging lamp. Designed by Lievore, Altherr, Molina. Simulates a constellation with various mirrors available in different colours: chocolate, green, light grey and white.

Diffuser

Polycarbonate diffuser

Materials

Canopy Plate: Steel

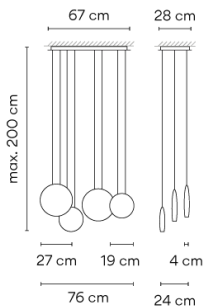
Body: ABS

Finish



2515-62 Green, light-grey and chocolate (PANTONE 5645, RAL 8019, PANTONE 403)

Sketch



Electrical characteristics

4 x LED 4,5W 350mA

Total 17.9 W



A+

VIBIA



Light source: 2700K CRI >80 1961 lm 108.9 lm/W

Fixture: 690 lm 38.33 lm/W

Driver included: CC - Constant Current 350 mA 110-240V 50/60Hz

Electronic dimming DALI 1-10V Push

ficha.fichatecnicaproducto.regulacion.opcional SMART

Technical characteristics

- Satélite Ø190 Chocolate (Ral 8019)
- Satélite Ø270 Verde (NCS S 3010-G20Y)
- Satélite Ø190 Chocolate (Ral 8019)
- Satélite Ø270 Gris claro (GRIS 2800 sablé yw356F)
- Compositions and finishes can not be changed.

Physical characteristics

1 Box / 0.78 x 0.45 x 0.26 m. / Vol. 0.0895 m³ /

Gross weight 9.0 kg. / Net weight 8.1 kg.

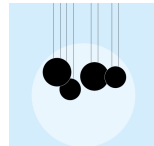
Installation and assembly

Please, see the installation manual

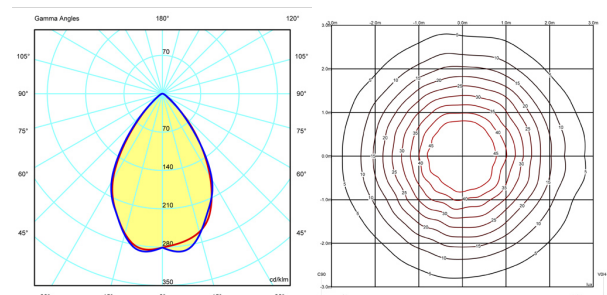
Light distribution

General lighting - opaque shade

Lamp for general lighting with an opaque shade and distributing light upwards and/or downwards mainly.



Photometric data



Certificates



